



BIJOUTERIE DU NET.FR


Notre tout nouveau site Internet !

Connaître rapidement un tour de doigt

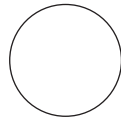
Imprimez ce document en taille réelle puis vérifiez l'échelle.

Posez votre bague sur un des cercles. Lorsque le trait du cercle touche parfaitement l'intérieur de votre bague notez le numéro correspondant, c'est votre tour de doigt.*

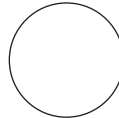
Rendez-vous sur www.bijouterniedunet.fr pour finaliser votre commande !




46




47




48



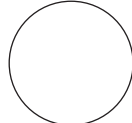
49



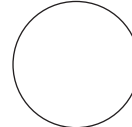
50




51




52




53




54




55




56




57




58




59




60




61




62




64



66



68



70

* Ce baguier vous est proposé à titre d'aide mais ne peut remplacer la mesure précise de votre bijoutier. Néanmoins vous pourrez faire reprendre la taille de votre bague à + ou - 2 point dans une bijouterie Julien D'Orcel. Nos conditions sont affichées dans les C.G.V. de bijouteriedunet.fr.